



## RATINGS AND CHARACTERISTICS CURVES (TA = 25 °C unless otherwise noted)

Fig.1: Current Derating Curve

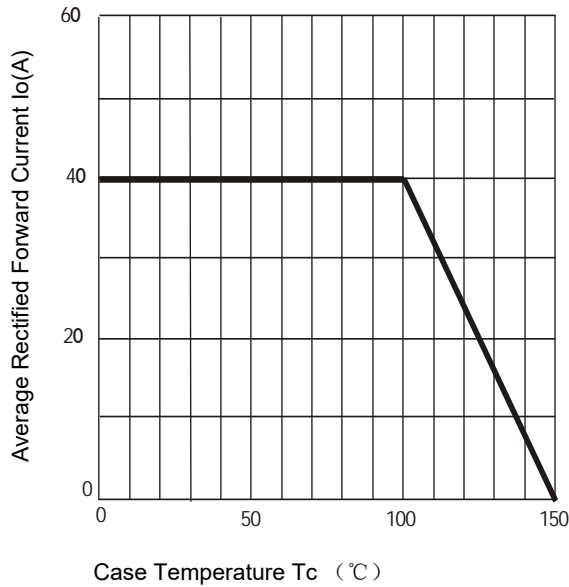


Fig.2 Typical Reverse Characteristics

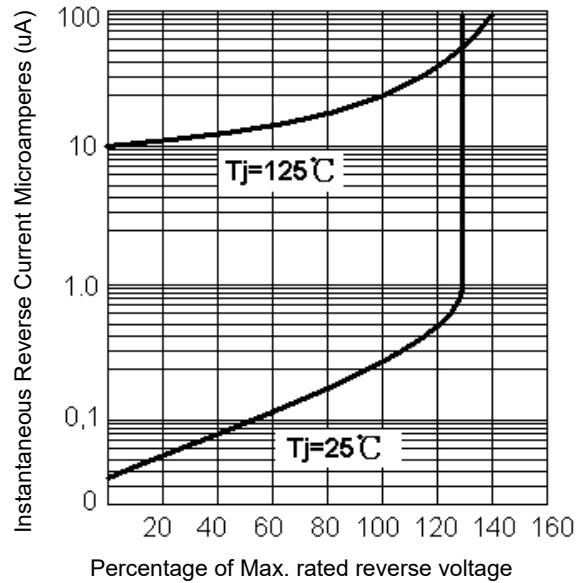


Fig.3: Max. Surge Current

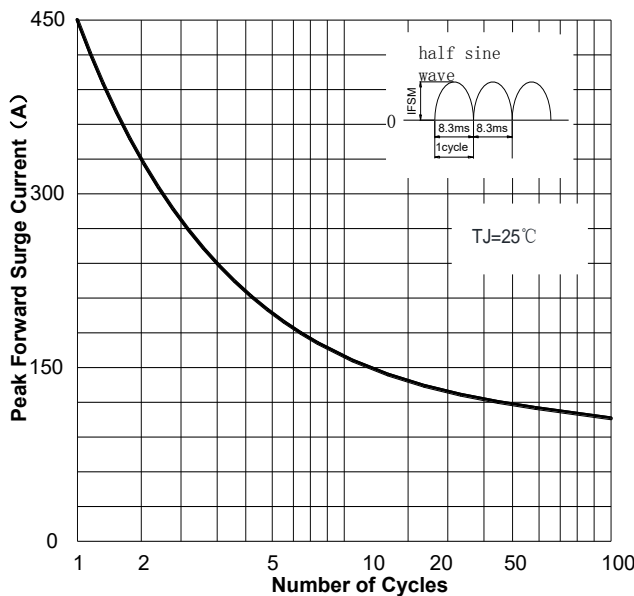
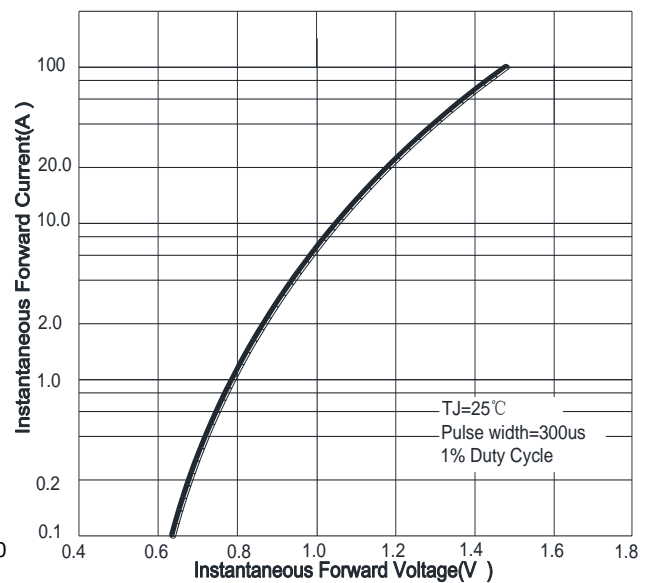
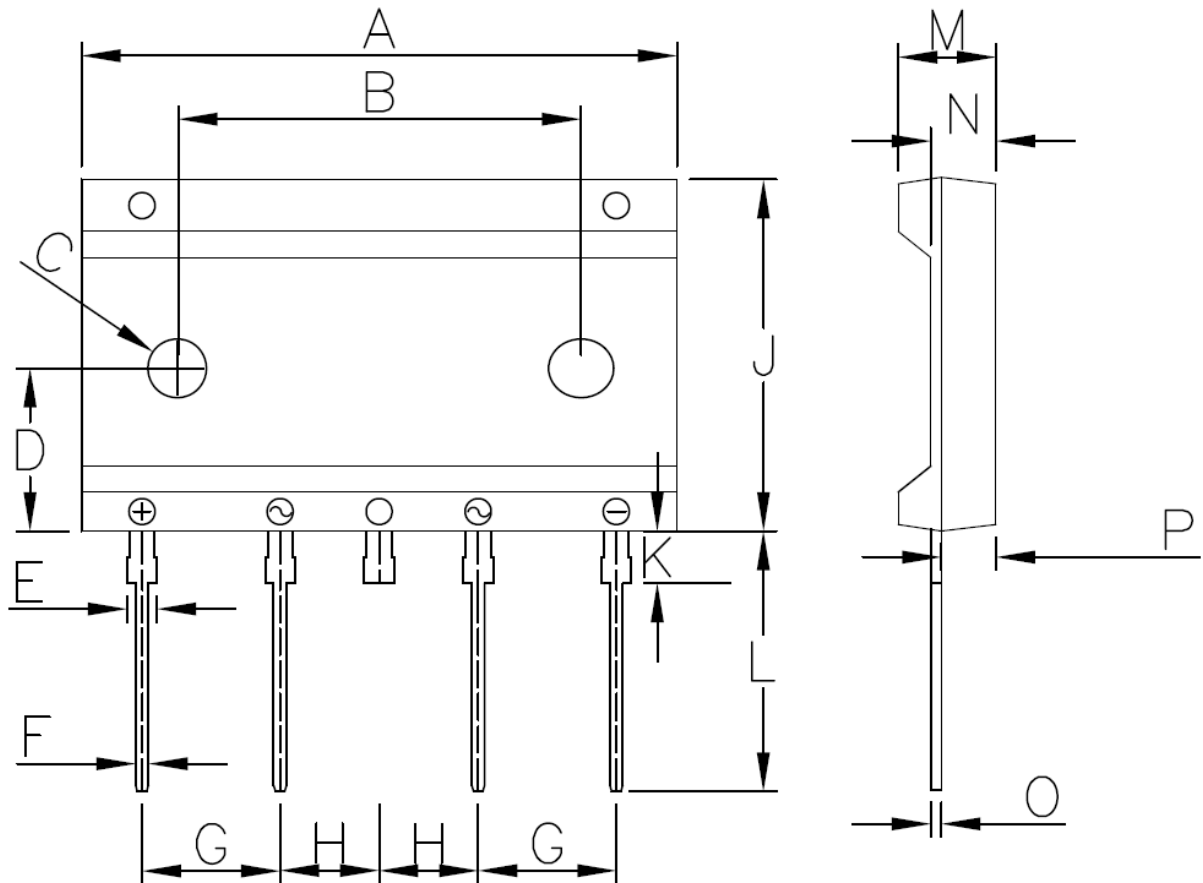


Fig.4: Rated Forward Features



## PACKAGE OUTLINE DIMENSIONS

Note:unit mm(inch)



DXB mechanical data: unit mm(inch)

	A	B	C	D	E	F	G	H	J	K	L	M	N	O	P
max	46.1	31.1	4.8	12.8	2.5	1.3	10.9	8.0	27.5	4.2	20.5	8.4	5.9	1.0	4.8
min	45.3	30.9	4.4	12.2	2.1	0.7	10.3	7.2	26.5	3.8	19.5	7.6	5.1	0.6	4.2
max	1.81	1.22	0.19	0.51	1.3	0.10	0.43	0.32	1.09	0.17	0.81	0.33	0.24	0.04	0.19
min	1.78	1.21	0.17	0.48	1.0	0.02	0.40	0.28	1.04	0.15	0.76	0.29	0.20	0.5	0.16