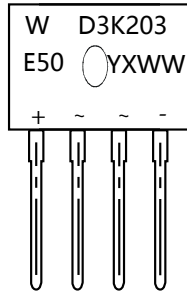


Special For DC-AC Rectifier Bridge



PINNING

PIN	DESCRIPTION
1	Input Pin (~)
2	Input Pin (~)
3	Output Anode (+)
4	Output Cathode (-)

Features

- Compliant with RoHS Provisions
- Low forward voltage, high forward current
- High forward surge current capability
- High heat-conducting performance
- Thermal welding performance: 260 °C/10sec

Applications

- Switching Power Supply
- Home Appliances, Office Devices
- Industrial Auto-equipments

Maximum Ratings and Electrical characteristics

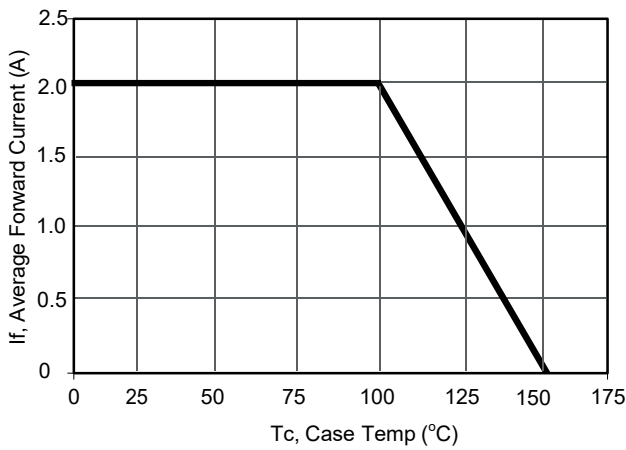
Ratings at 25 °C ambient temperature unless otherwise specified. Single phase half-wave 60Hz, resistive or inductive load, for capacitive load current derate by 20 %.

Parameter	Symbol	D3K203E50	D3K206E50	Unit
Maximum repetitive peak reverse voltage	V_{RRM}	300	600	V
Maximum RMS voltage	V_{RMS}	210	420	V
Maximum DC Blocking Voltage	V_{DC}	300	600	V
Average Rectified Output Current	I_o	2		A
Reverse Recovery Time. $I_F=0.5A, I_R=1A, I_{RR}=0.25A$	T_{rr}	50		ns
Peak Forward Surge Current 8.3 ms Single Half Sine Wave Superimposed on Rated Load (JEDEC Method)	I_{FSM}	50		A
$I^2 t$ rating for fusing (1ms < t < 8.3ms)	$I^2 t$	10.3		A ² S
Dielectric Strength: Terminals to Case, AC 1 minute	V_{dis}	2.5		KV
Mounting torque	TOR	Recommended torque:0.5		N.m
Maximum Forward Voltage at 2.0 A	V_F	1.0	1.32	V
Maximum DC Reverse Current at Rated DC Blocking Voltage	I_R	10 500		μA
Junction to ambient , without heatsink @ $T_A=25\text{ }^\circ C$ Junction to case, with heatsink @ $T_A=125\text{ }^\circ C$	$R_{\theta JA}$ $R_{\theta JC}$	22 3		$^\circ C/W$
Operating and Storage Temperature Range	T_j, T_{stg}	-55 ~ +150		$^\circ C$

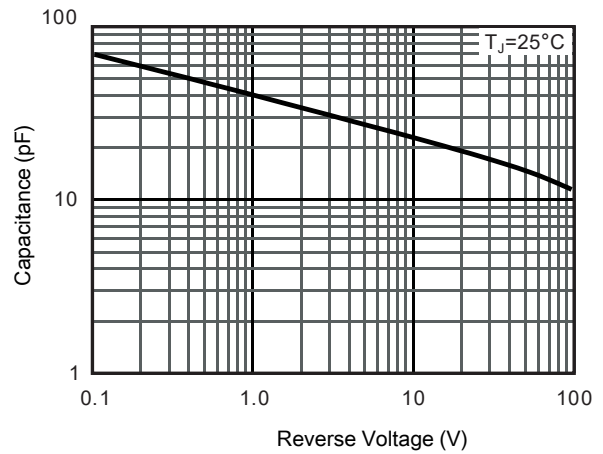
Note: 1. Measured at 1MHz and applied reverse voltage of 4 V D.C.

2. Mounted on glass epoxy PC board with 4×1.5"×1.5" (3.81×3.81 cm) copper pad.

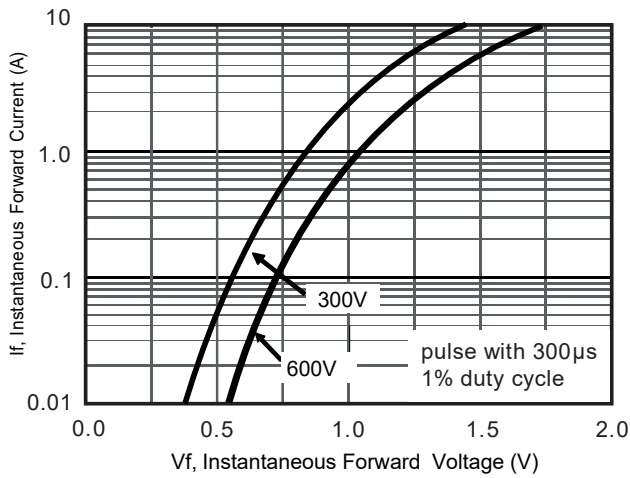
RATINGS AND CHARACTERISTICS CURVES (TA = 25 °C unless otherwise noted)



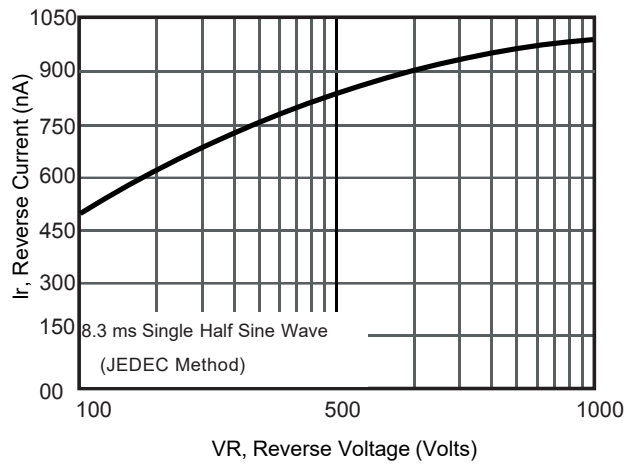
Current Derating, Case



Typical Junction Capacitance



Typical Forward Voltage



Typical Reverse Current

PACKAGE OUTLINE DIMENSIONS

D3K

