

## Trench MOS Barrier Schottky Rectifier

DO-201AD  
TSA15L80



Cathode  Anode 

### Features

- Advanced trench technology
- Low forward voltage drop
- Low power losses
- High efficiency operation
- Lead Free Finish, RoHS Compliant

### Applications

- DC/DC Converters
- AC/DC Adaptors
- Switching Power Supplies
- Freewheeling Diodes

### Maximum ratings and electrical characteristics (T<sub>J</sub> = 25°C unless otherwise noted)

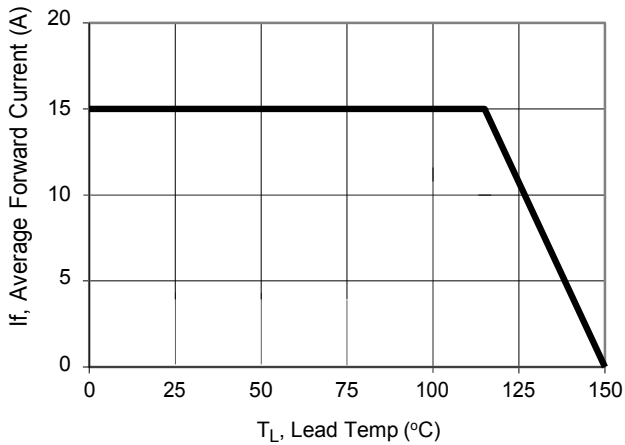
Parameter		Symbol	Limit		Unit
Maximum repetitive peak reverse voltage		VRRM	80		V
Maximum average forward rectified current		IF(AV)	15		A
Peak forward surge current 8.3 ms single half sine- wave superimposed on rated load per diode		IFSM	180		A
Operating junction and storage temperature range		TJ, TSTG	-50 to +150		°C
Typical thermal resistance per leg	DO-201AD	RθJC	22		°C/W
Instantaneous forward voltage per diode			TYP.	MAX.	V
	IF=3A	TJ=25°C	0.47	0.50	
	IF=3A	TJ=125°C	0.42	-	
	IF=15A	TJ=25°C	0.59	0.64	
	IF=15A	TJ=125°C	0.54	-	
Instantaneous reverse current per diode at rated reverse voltage	TJ=25°C	IR(2)	20	50	uA
	TJ=125°C		-	20	mA

Notes:

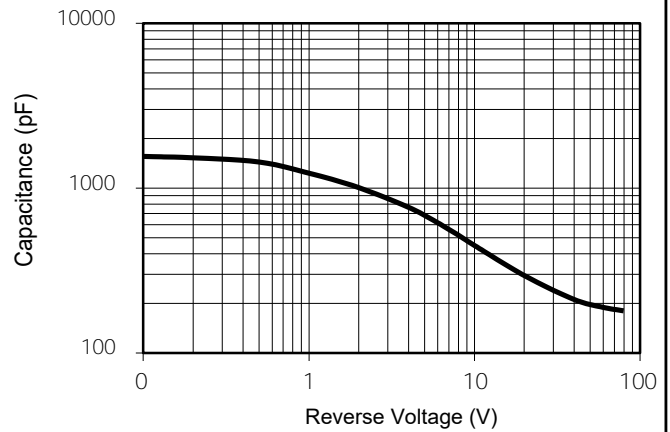
(1) Pulse test: 300 μs pulse width, 1 % duty cycle

(2) Pulse test: Pulse width ≦ 40 ms

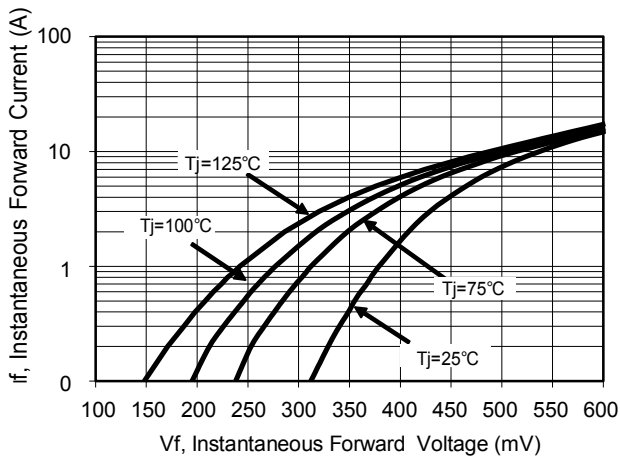
## RATINGS AND CHARACTERISTICS CURVES (TA = 25 °C unless otherwise noted)



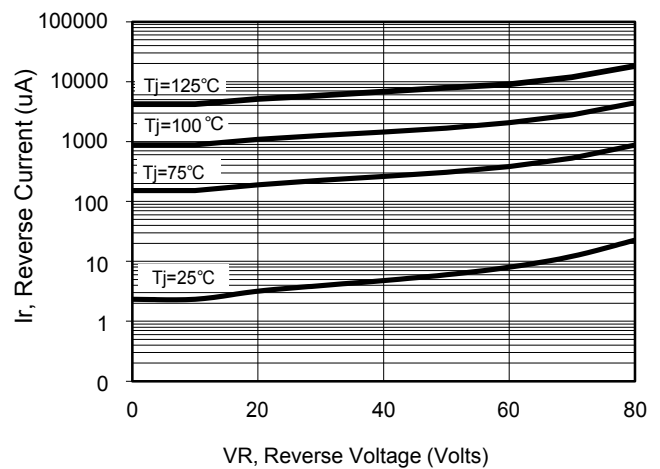
**Current Derating, Case**



**Typical Junction Capacitance**



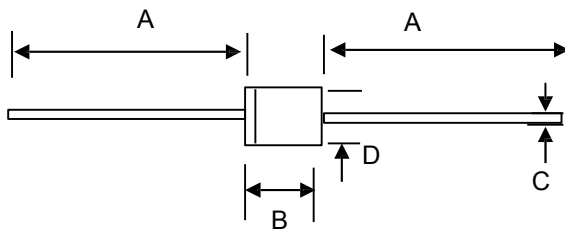
**Typical Forward Voltage**



**Typical Reverse Current**

## PACKAGE OUTLINE DIMENSIONS

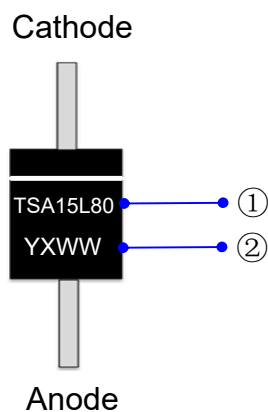
### DO-201AD



### DO-201AD mechanical data

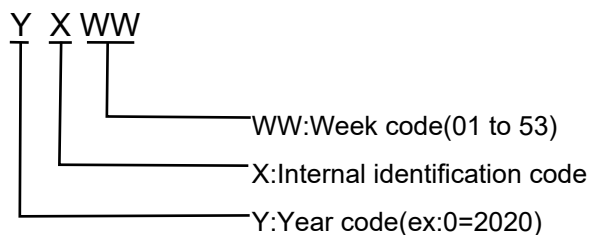
UNIT		A	B	C	D
mm	max	26.5	9.5	1.4	5.3
	min	24.5	7.3	1.1	4.8
mil	max	1043.30	374.01	55.12	208.67
	min	946.57	287.40	39.37	188.97

## Marking Information



①Product model : TSA15L80

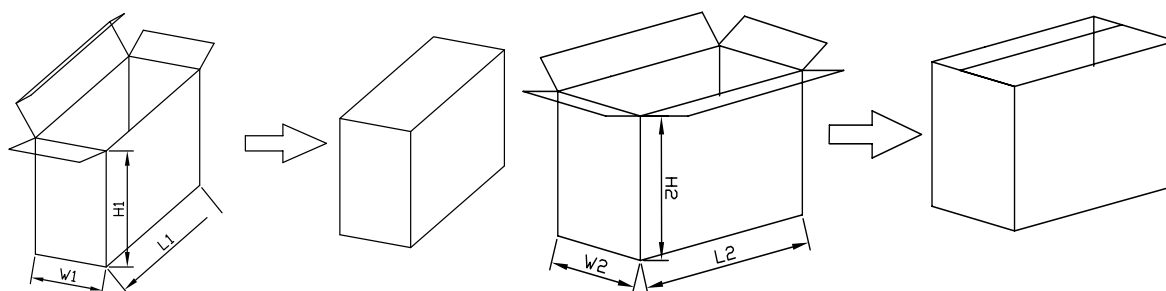
②PDC information:



## Packaging Information

1.Inside Box

2.Outside Box



## Packaging Information

NO	UNIT	Inside Box			Outside Box		
		L1	W1	H1	L2	W2	H2
Size	mm	255	75	145	415	280	320
QTY	PCS	Smallest package,1000PCS/carton			10,000PCS/carton,10 boxes in total		
Note	Tolerance	≤20mm,±3mm;		21-100mm,±5mm;	101-500mm,±10mm		